


Surface Mount Wirewound Shielded Inductor



FEATURES

- Excellent solderability and resistance to soldering heat.
- Suitable for reflow soldering.
- High reliability and easy surface mount assembly.
- Wide range of inductance values available.
- Tape and reel packaging for automatic handling, 750/reel, EIA 481.
- 100% Lead (Pb)-free and RoHS compliant.



ELECTRICAL SPECIFICATIONS

Inductance Range: 1 μ H to 1000 μ H.

Operating Temperature: - 40°C to 85°C.

Storage Temperature: - 40°C to 125°C.

Material: Ferrite with magnetic shield.

TEST EQUIPMENT

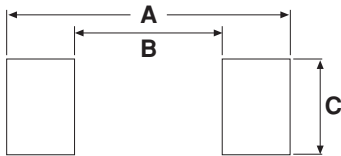
- Inductance and Q is measured in HP-4286A RF LCR meter with HP-16193 fixture.
- SRF is measured in HP-8753E RF network analyzer.
- DCR is measured in HP-4338B milliohmmeter.

STANDARD ELECTRICAL SPECIFICATIONS

IND. (μ H) @100KHz	TOL.	Q MIN. @1MHz	SELF-RESONANT FREQ. MIN. (MHz)	DCR MAX. (Ohms)	*RATED DC CURRENT (mA)
1.0	$\pm 20\%$	35	344	0.05	1000
1.5	$\pm 20\%$	35	260	0.06	800
1.8	$\pm 20\%$	35	225	0.09	680
2.7	$\pm 20\%$	38	185	0.14	650
3.9	$\pm 20\%$	38	175	0.26	650
4.7	$\pm 20\%$	38	160	0.35	500
5.6	$\pm 20\%$	38	150	0.40	450
6.8	$\pm 20\%$	38	120	0.60	400
10	$\pm 20\%$	38	100	0.95	250
15	$\pm 20\%$	38	35	1.15	220
22	$\pm 20\%$	40	26	1.40	180
33	$\pm 20\%$	45	20	1.60	150
39	$\pm 20\%$	45	14	1.85	130
47	$\pm 20\%$	45	14	2.50	110
68	$\pm 20\%$	45	12	3.80	100
82	$\pm 20\%$	45	9.0	4.20	100
100	$\pm 20\%$	45	7.0	5.80	80
120	$\pm 20\%$	45	6.0	6.20	60
150	$\pm 20\%$	40	5.6	7.50	50
220	$\pm 20\%$	40	4.0	10.0	50
330	$\pm 20\%$	40	3.8	11.5	50
470	$\pm 20\%$	35	2.0	16.5	50
560	$\pm 20\%$	35	2.0	18.0	30
680	$\pm 20\%$	30	1.8	24.0	30
820	$\pm 20\%$	30	1.5	26.0	30
1000	$\pm 20\%$	30	1.3	30.0	30

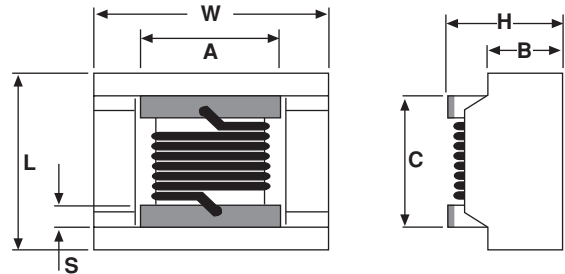
*For 15°C rise

RECOMMENDED PATTERN



A	B	C
0.128 [3.25]	0.049 [1.25]	0.098 [2.50]

DIMENSIONS in inches [millimeters]



LENGTH (L)	WIDTH (W)	HEIGHT (H)	TERMINAL (S)
0.142 \pm 0.008 [3.60 \pm 0.2]	0.142 \pm 0.008 [3.60 \pm 0.2]	0.098 \pm 0.008 [2.50 \pm 0.2]	0.020 \pm 0.004 [0.50 \pm 0.1]
A		B	C
0.080 \pm 0.004 [2.00 \pm 0.1]		0.063 \pm 0.008 [1.60 \pm 0.2]	0.098 \pm 0.004 [2.50 \pm 0.1]

DESCRIPTION

ISC-1008 10 μ H $\pm 20\%$ ER e3
 MODEL INDUCTANCE INDUCTANCE PACKAGE JEDEC
 VALUE TOLERANCE CODE STANDARD

GLOBAL PART NUMBER

I S C

PRODUCT FAMILY

1 0 0 8

SIZE

E R

PACKAGE CODE

1 0 0

INDUCTANCE VALUE

M

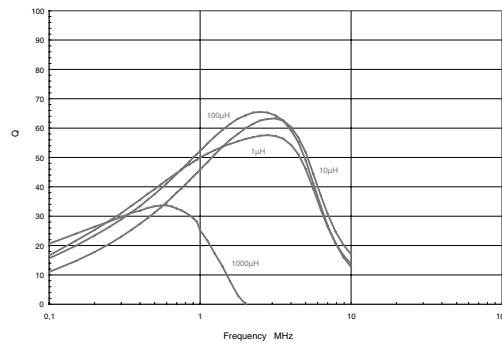
TOL.

See the end of this data book for conversion tables

PERFORMANCE GRAPHS

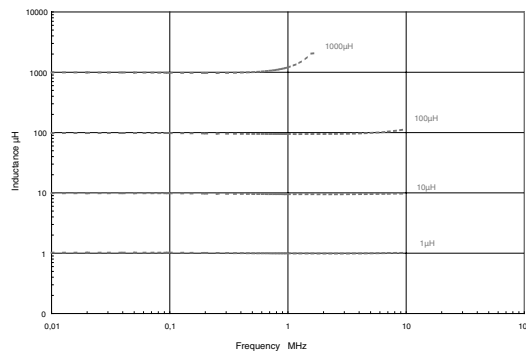
ISC-1008

Q vs Frequency



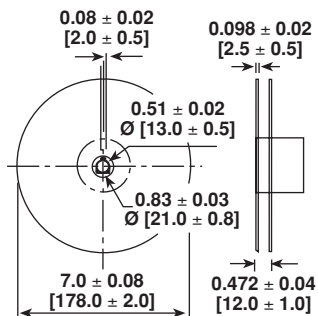
ISC-1008

Inductance vs Frequency

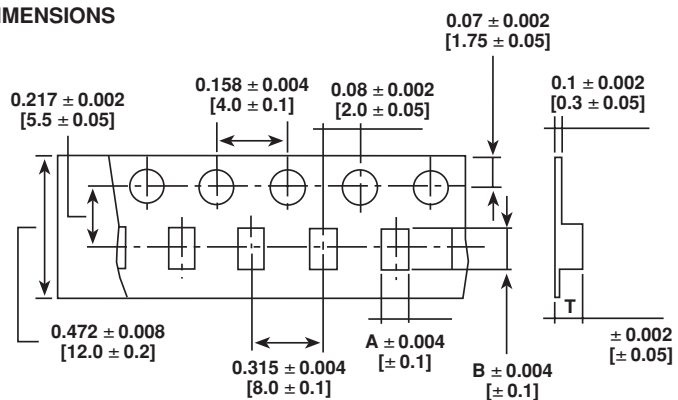


TAPE AND REEL SPECIFICATIONS in inches [millimeters]

REEL DIMENSIONS



TAPE DIMENSIONS



MODEL	UNITS PER REEL	MODEL	A	B	T
ISC-1008	750	ISC-1008	0.150 [3.8]	0.157 [4.0]	0.098 [2.5]